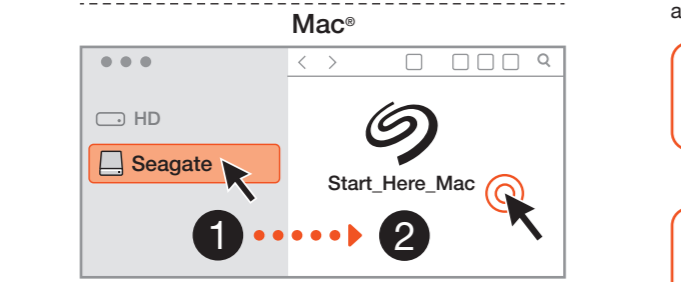
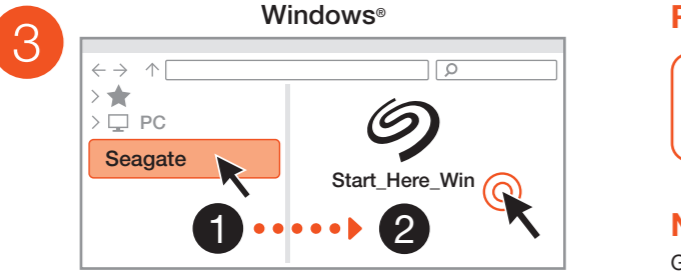


USB 3.0
USB-C ports require a micro-B to USB-C cable (not included).



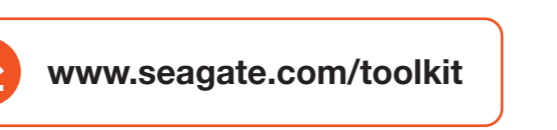
www.seagate.com/support/wwcb

Redeem when you register your product



Next level illumination

Get creative with your RGB! Download and install the Toolkit app to manage colors and design new patterns.



Mac: This drive is preformatted exFAT for use with both PC and Mac. For Time Machine, it must be reformatted for Mac. Reformatting will delete all data previously stored on the drive.

www.seagate.com/time-machine

EN WWW.SEAGATE.COM
This product has been certified to meet Google's compatibility standards. Chromebook and the Works With Chromebook badge are trademarks of Google LLC.

Note: To protect your data, always follow the safe removal procedures for your operating system when disconnecting your product.

Review details of your FireCuda Gaming Hard Drive's warranty by opening the Seagate Limited Warranty Statement on your drive or go to www.seagate.com/warranty. To request warranty service, contact an authorized Seagate service center or refer to www.seagate.com/support/firecuda-gaming-hdd for more information regarding customer support within your jurisdiction.

FCC DECLARATION OF CONFORMANCE
This device complies with Part 15 of the FCC Rules. Operation is subject to the following two conditions: (1) this device may not cause harmful interference, and (2) this device must accept any interference received, including interference that may cause undesired operation.

CLASS B
This equipment has been tested and found to comply with the limits for a Class B digital device, pursuant to Part 15 of the FCC Rules. These limits are designed to provide reasonable protection against harmful interference in residential installation. This equipment generates, uses, and can radiate radio frequency energy and, if not installed and used in accordance with the instructions, may cause harmful interference to radio communications.

Disposal of waste equipment by users in private households in the European Union
This symbol on the product or in its packaging indicates that this product must not be disposed of with your other household waste. Instead, it is your responsibility to

However, there is no guarantee that interference will not occur in a particular installation. If this equipment does cause harmful interference to radio or television reception, which can be determined by turning the equipment off and on, the user is encouraged to try to correct the interference by one or more of the following measures:

- Reorient or relocate the receiving antenna.
- Increase the separation between the equipment and receiver.
- Connect the equipment into an outlet on a circuit different from that to which the receiver is connected.
- Consult the dealer or an experienced radio/TV technician for help.

CAUTION: Any changes or modifications made to this equipment may void the user's authority to operate this equipment.

For Australian Customers Only.
Our goods come with guarantees that cannot be excluded under the Australian Consumer Law. You are entitled to a replacement or refund for a major failure and for compensation for any other reasonably foreseeable loss or damage. You are also entitled to have the goods repaired or replaced if the goods fail to be of acceptable quality and the failure does not amount to a major failure.

Revision - July 1, 2020

Disposal of waste equipment by users in private households in the European Union
This symbol on the product or in its packaging indicates that this product must not be disposed of with your other household waste. Instead, it is your responsibility to

dispose of your waste equipment by handing it over to a designated collection point for recycling of waste electrical and electronic equipment. The separate collection and recycling of your waste equipment at the time of disposal will help to conserve natural resources and ensure that it is recycled in a manner that protects human health and the environment. For more information about where you can drop off your waste equipment for recycling, contact your local city office, your household waste disposal service, or the shop where you purchased the product.

DA WWW.SEAGATE.COM
USB-C-porte kræver et micro-B til USB-C-kabel (ikke inkluderet).

Einlösen, wenn Sie Ihr Produkt registrieren
Beleuchtung auf dem nächsten Level
Lassen Sie Ihrer RGB-Kreativität freien Lauf! Downloaden und installieren Sie die Toolkit-App, um Farben zu steuern und neue Muster zu entwerfen.

Tag din belysning til nye højder
Slip kreativiteten løs med din RGB-belysning! Download og installer appen Toolkit for at administrere farver og designe nye mønstre.

Mac: Dieses Laufwerk ist mit exFAT vorformatiert und kann mit PC und Mac verwendet werden. Zur Verwendung von Time Machine muss es für den Mac neu formatiert werden. Bei der Neuformatierung gehen alle gespeicherten Daten verloren.

Se detaljerne for din FireCuda Gaming Hard Drive-garanti ved at åbne Seagate Limited Warranty Statement på dit drev eller gå til www.seagate.com/warranty. Kontakt et autoriseret Seagate-servicecenter for at anmode om garantiservice, eller gå til www.seagate.com/support/firecuda-gaming-hdd for mere information vedrørende kundesupport i dit land.

DE WWW.SEAGATE.COM
USB-C-Anschlüsse erfordern ein Micro-B-auf-USB-C-Kabel (nicht enthalten).

Einlösen, wenn Sie Ihr Produkt registrieren
Beleuchtung auf dem nächsten Level
Lassen Sie Ihrer RGB-Kreativität freien Lauf! Downloaden und installieren Sie die Toolkit-App, um Farben zu steuern und neue Muster zu entwerfen.

Mac: Dieses Laufwerk ist mit exFAT vorformatiert und kann mit PC und Mac verwendet werden. Zur Verwendung von Time Machine muss es für den Mac neu formatiert werden. Bei der Neuformatierung gehen alle gespeicherten Daten verloren.

BE/ERKI: Følg altid operativsystemets procedurer for sikker fjernelse af lagerenheder, når du afbryder forbindelsen, for derved at beskytte dine data.

Gaming Hard Drive finden Sie in der Seagate Garantieerklärung zu Ihrer Festplatte oder auf www.seagate.com/warranty. Im Garantiefall wenden Sie sich bitte an ein autorisiertes Seagate Servicecenter oder besuchen Sie www.seagate.com/support/firecuda-gaming-hdd, wo Sie weitere Informationen über den Kundensupport in Ihrer Region erhalten.

ES WWW.SEAGATE.COM
Los puertos USB-C requieren un cable micro-B a USB-C (no incluido).

Canjee al registrar su producto
Iluminación de otro nivel
¡Dé rienda suelta a su creatividad con sus RGB! Descargue e instale la aplicación Toolkit para administrar los colores y diseñar nuevos patrones.

Mac: Esta unidad está preformateada en formato exFAT para usarse tanto con PC como con Mac. Para poder utilizar Time Machine, la unidad debe volver a formatearse para Mac. Al volver a formatear se eliminarán todos los datos almacenados previamente en la unidad.

NOTA: Para proteger sus datos, asegúrese de seguir los procedimientos de extracción segura de su sistema operativo siempre que desconecte el producto.

declaración de garantía limitada de Seagate que se encuentra en su unidad o visite www.seagate.com/warranty. Im Garantiefall wenden Sie sich bitte an ein autorisiertes Seagate Servicecenter oder besuchen Sie www.seagate.com/support/firecuda-gaming-hdd, wo Sie weitere Informationen über den Kundensupport in Ihrer Region erhalten.

FR WWW.SEAGATE.COM
Les ports USB-C requièrent un câble micro-B vers USB-C (non inclus).

Bénéficiez de l'offre lors de l'enregistrement du produit
Haute luminosité
Devenez créatif avec votre voyant ! Téléchargez et installez l'application Toolkit pour gérer les couleurs et concevoir de nouveaux modes d'affichage.

Mac : Ce disque est préformaté en exFAT de manière à fonctionner sur PC et Mac. Pour Time Machine, le disque doit être reformaté pour Mac. Lors du reformatage, toutes les données stockées au préalable sur le disque seront effacées.

REMARQUE : Pour protéger vos données, suivez toujours les procédures de retrait sécurisé correspondant à votre système d'exploitation lors de la déconnexion du produit.

Pour connaître les conditions de garantie de votre FireCuda Gaming Hard Drive, ouvrez la déclaration de garantie limitée Seagate sur votre disque ou consultez la page www.seagate.com/warranty. Pour toute demande d'intervention sous garantie, contactez un centre de réparation agréé Seagate clientèle ou consultez le site www.seagate.com/support/firecuda-gaming-hdd pour obtenir de plus amples informations sur le support clientèle dont vous dépendez.

IT WWW.SEAGATE.COM
Le porte USB-C richiedono l'uso di un cavo da micro-B a USB-C (non incluso).

Illuminazione senza precedenti
Dai sfogo alla tua creatività con i RGB! Scarica e installa l'app di Toolkit per gestire i colori e creare nuovi pattern.

Mac: Questa unità è pre-formatata exFAT per l'utilizzo sia su PC che Mac. Per Time Machine è necessario riformattarla per Mac. La riformattazione comporterà la cancellazione di tutti i dati precedentemente salvati sull'unità.

NOTA: per proteggere i dati, disconnettere sempre il dispositivo applicando la procedura di rimozione sicura dell'hardware.

vostra unità o su www.seagate.com/warranty. Per richiederlo un servizio coperto da garanzia contattate un centro di assistenza autorizzato Seagate o fare riferimento a www.seagate.com/support/firecuda-gaming-hdd per maggiori informazioni in merito all'assistenza clienti presente nel vostro territorio.

NL WWW.SEAGATE.COM
Voor USB-C-poorten is een micro-B-naar-USB-C-kabel vereist (niet meegeleverd).

Inwisselen zodra u uw product registreert
Verlichting op een hoger niveau
Ga creatief aan de slag met uw RGB! Download en installeer de Toolkit app om kleuren te behalen en nieuwe patronen te ontwerpen.

Mac: Deze schijf is gepreformatteerd in exFAT om te gebruiken met zowel pc als Mac. Voor Time Machine moet de schijf geformatteerd zijn voor Mac. Opnieuw formateren zal alle gegevens verwijderen die eerder op de schijf waren opgeslagen.

NOTA: per proteggere i dati, disconnettere sempre il dispositivo applicando la procedura di rimozione sicura dell'hardware.

warranty te gaan. Om de garantieservice aan te vragen, kunt u contact opnemen met een erkend Seagate-servicecentrum of ga naar www.seagate.com/support/firecuda-gaming-hdd voor meer informatie over klantenservice in uw regio.

NO WWW.SEAGATE.COM
USB-C-porter krever en micro-B til USB-C-kabel (ikke inkludert).

Los inn når du registrerer produktet
Belysning på ypperste nivå
Vær kreativ med RGB! Last ned og installer Toolkit-appen for å administrere farger og designe nye mønstre.

Mac: Denne stasjonen er forhåndsformatert exFAT for bruk både med PC og Mac. For Time Machine må den være formatert på nytt for Mac. Hvis du formaterer på nytt, vil all data som er tidligere lagret på denne harddisken bli slettet.

UWAGA: Aby chronić dane, należy zawsze postępować zgodnie z odpowiednimi dla danego systemu procedurami bezpiecznego usuwania sprzętu.

www.seagate.com/support/firecuda-gaming-hdd for å få ytterligere informasjon angående kundestotte innenfor jurisdiksjonen din.

PL WWW.SEAGATE.COM
Porty USB-C wymagają kabla micro-B do USB-C (nie jest dołączony).

Zrealizuj podczas rejestracji produktu
Oświetlenie nowej generacji
Wyraź swoją kreatywność dzięki oświetleniu RGB! Pobierz i zainstaluj aplikację Toolkit, aby zarządzać kolorami i projektować nowe wzory.

Mac: Dysk jest wstępnie sformatowany w systemie plików exFAT do użytku z komputerami PC i Mac. W razie pracy z Time Machine dysk musi być sformatowany w systemie kompatybilnym z Mac. Sformatowanie spowoduje usunięcie wszystkich danych zapisanych wcześniej na dysku.

NOTA: Para proteger os seus dados, sempre que pretender desligar o seu produto, cumpra os procedimentos de remoção segura do seu sistema operacional ao desconectar o produto.

BR-PT WWW.SEAGATE.COM
Portas USB-C requerem um cabo micro-B para USB-C (não incluído).

Resgate ao registrar seu produto
Iluminação de qualidade superior
Seja criativo com sua iluminação RGB! Baixe e instale o aplicativo do Toolkit para gerenciar as cores e fazer o design de novos padrões.

Mac: Essa unidade é pré-formatada em formato exFAT para uso com PC e Mac. Para o Time Machine, a unidade deve ser novamente formatada para Mac. A reformatação excluirá todos os dados armazenados anteriormente na unidade.

NOTA: Para proteger seus dados, sempre siga os procedimentos de remoção segura do seu sistema operacional ao desconectar o produto.

Reveja os detalhes da garantia do seu FireCuda Gaming Hard Drive ao abrir a Declaração de garantia limitada da Seagate em sua unidade ou vá para www.seagate.com/warranty. Para requisitar o serviço de garantia, entre em contato com um centro de serviço Seagate autorizado ou consulte www.seagate.com/support/firecuda-gaming-hdd para obter mais informações sobre suporte ao cliente na sua jurisdição.



200756200E

