

# BarraCuda 120 SSD



## Sustainability Report\*



### Sustainability @ Seagate

Seagate is committed to sustainable storage. Our engineering focus is on increasing storage capacity and utilization, while controlling the quantity and types of materials we use, and improving energy efficiency and recyclability.

### Sustainable Design Features

- Resilient with up to 1,170 TB Total Bytes Written and 1,800,000 hours Mean Time Between Failures - increasing the useful life of the drive

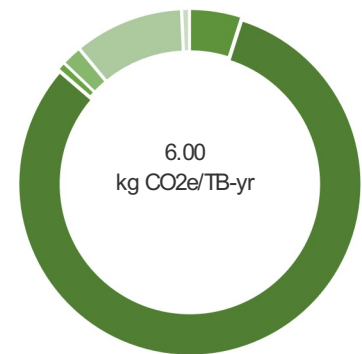
### Energy and Greenhouse Gases

Manufacturing and using our products requires energy and produces Greenhouse Gas (GHG) emissions. We assess life cycle energy and GHG impacts and work towards improving energy and GHG efficiency and reducing ownership costs with each new generation of our products.

| Power Consumption     | Per Unit | Per TB |
|-----------------------|----------|--------|
| Idle (W)              | 0.11     | 0.23   |
| DEVSLP                | 0.01     | 0.01   |
| Average Operating (W) | 2.5      | 4.70   |
| Average Annual (kWh)  | 0.43     | 0.86   |

### Greenhouse Gas Emissions by Life Stage

|       |  |                      |
|-------|--|----------------------|
| 81.4% | <span style="color: #4CAF50;">■</span> | Manufacturing Energy |
| 4.9%  | <span style="color: #4CAF50;">■</span> | Bill of Materials    |
| 0.8%  | <span style="color: #4CAF50;">■</span> | Packaging            |
| 1.9%  | <span style="color: #4CAF50;">■</span> | Distribution         |
| 10.3% | <span style="color: #4CAF50;">■</span> | Use Phase            |
| 0.7%  | <span style="color: #4CAF50;">■</span> | End of Life          |



BarraCuda 120 SSD \*ZA500CM10003, BARRACUDA 120, 500GB, SATA

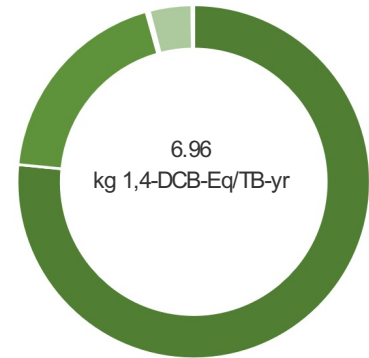


## Safer Materials

As a leading supplier to major original equipment manufacturers, Seagate helps to establish standards for direct materials – components that make up our products -- to meet customers' strictest specifications. We are meticulous about cataloging restricted substances; currently we list more than 2,000.

### Human Toxicity by Life Stage

|       |   |                      |
|-------|---|----------------------|
| 76.6% | ■ | Bill of Materials    |
| 19.1% | ■ | Manufacturing Energy |
| 0.21% | ■ | Packaging            |
| 0.09% | ■ | Distribution         |
| 3.9%  | ■ | Use Phase            |
| 0.16% | ■ | End of Life          |

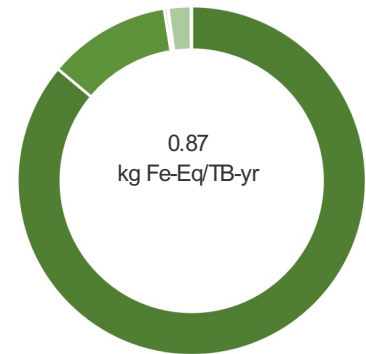


## Scarce Resources

We aim to reduce our use of scarce resources during the life cycle of our products. We assess the water and metal depletion impacts of our products in order to minimize dependence on key natural resources, and reduce manufacturing and product ownership costs.

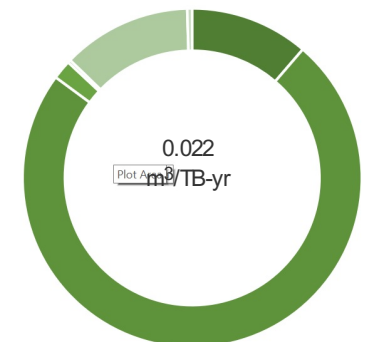
### Metal Depletion by Life Stage

|       |   |                      |
|-------|---|----------------------|
| 86.1% | ■ | Bill of Materials    |
| 11.4% | ■ | Manufacturing Energy |
| 0.29% | ■ | Packaging            |
| 0.09% | ■ | Distribution         |
| 2.1%  | ■ | Use Phase            |
| 0.06% | ■ | End of Life          |



### Water Depletion by Life Stage

|       |   |                      |
|-------|---|----------------------|
| 11.3% | ■ | Bill of Materials    |
| 73.8% | ■ | Manufacturing Energy |
| 1.83% | ■ | Packaging            |
| 0.28% | ■ | Distribution         |
| 12.3% | ■ | Use Phase            |
| 0.47% | ■ | End of Life          |

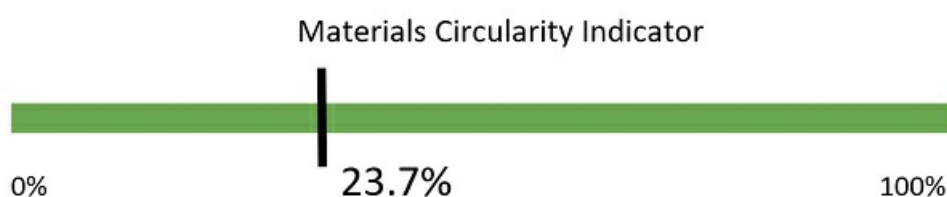




## Materials Efficiency and Circularity

Seagate recognizes the traditional “take, make, dispose” linear approach to business is unsustainable. We measure our progress towards a circular economy with a variety of indicators including material used per TB of storage, use of recycled content, reuse rates, and recycling type and efficiency.

| Device Weight - Shipped (g) |                     | Per Unit     | Per TB       |
|-----------------------------|---------------------|--------------|--------------|
| Drive                       |                     | 41.8         | 83.7         |
| Packaging                   | Cardboard and paper | 41.5         | 83.0         |
|                             | Other materials     | 18.5         | 37.0         |
| <b>Total</b>                |                     | <b>101.8</b> | <b>203.6</b> |



| Key Circularity Parameters          | Per Unit                      |
|-------------------------------------|-------------------------------|
| Estimated Operating Life            | 5 years                       |
| Recycled aluminum in base plate     | 35%                           |
| Recycled aluminum and steel content | world average                 |
| Recycled cardboard                  | 100%                          |
| Reused content                      | zero                          |
| Recycling rate                      | 25%                           |
| Residual disposal                   | 50% incineration/50% landfill |
| Reuse rate                          | zero                          |
| Recycling efficiency                | 95%                           |
| Recycling collections efficiency    | 90%                           |

Seagate measures and reports its product sustainability performance on a TB-year basis. Seagate's drives come in different storage sizes and have different estimated useful lives. When referring to drive capacity, one terabyte, or TB, equals one trillion bytes. The TB-year measure combines these factors so that sustainability performance data is comparable across products and that annual impacts are directly reported.

Seagate's sustainability assessment tools used to generate the product sustainability analysis have been verified by UL in accordance with ISO 14040, ISO 14044, and the World Resources Institute and World Business Council for Sustainable Development's GHG Protocol Product Life Cycle Accounting and Reporting Standard.