

## Sustainability Report\*



### Sustainability @ Seagate

Seagate is committed to sustainable storage. Our engineering focus is on increasing storage capacity and utilization, while controlling the quantity and types of materials we use and improving energy efficiency and recyclability.

### Sustainable Design Features

- Highest-performing hard drive in the Seagate X class, the EXOS 2X14 enterprise dual actuator hard drive utilizes MACH.2™ technology enabling up to 2× the performance of an enterprise single-actuator 3.5-inch hard drive.
- Helium sealed-drive design and PowerBalance™ feature deliver lower power and weight.

### Energy and Greenhouse Gases

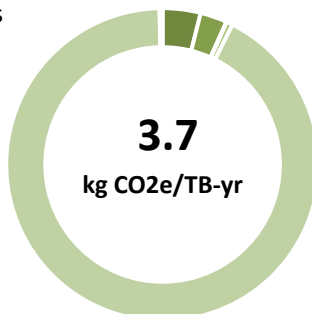
Manufacturing and using our products requires energy and produces Greenhouse Gas (GHG) emissions. We assess life cycle energy and GHG impacts and work towards improving energy and GHG efficiency and reducing ownership costs with each new generation of our products. Since 2022, our manufacturing facilities have operated using 100% renewable energy.

Power Consumption	Per Unit	Per TB
Average Idle Power (W)	7.1	0.5
Operating (W)	13.3	0.95
Average Annual (kWh)	67.0	4.8

### Greenhouse Gas Emissions by Life Stage

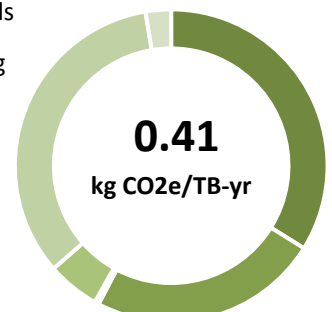
#### Use Phase - Conventional Energy

- 3.3% Bill of Materials
- 2.8% Manufacturing
- 0.1% Packaging
- 0.6% Distribution
- 92.9% Use Phase
- 0.3% End of Life



#### Use Phase - Renewable Energy

- 30.0% Bill of Materials
- 25.2% Manufacturing
- 0.5% Packaging
- 5.8% Distribution
- 35.8% Use Phase
- 2.8% End of Life



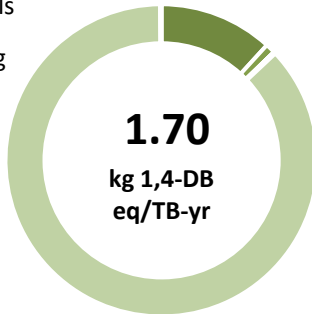
## Safer Materials

As a leading supplier to major original equipment manufacturers, Seagate helps to establish standards for direct materials – components that make up our products -- to meet customers' strictest specifications. We are meticulous about cataloging restricted substances; currently we list more than 2,000.

### Human Toxicity by Life Stage

#### Use Phase - Conventional Energy

- 11.2% Bill of Materials
- 1.0% Manufacturing
- 0.0% Packaging
- 0.2% Distribution
- 87.4% Use Phase
- 0.2% End of Life



#### Use Phase - Renewable Energy

- 89.0% Bill of Materials
- 8.0% Manufacturing
- 0.3% Packaging
- 1.4% Distribution
- 0.0% Use Phase
- 1.3% End of Life



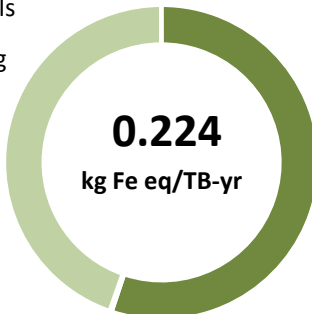
### Scarce Resources

We aim to reduce our use of scarce resources during the life cycle of our products. We assess the water and metal depletion impacts of our products in order to minimize dependence on key natural resources and reduce manufacturing and product ownership costs.

### Metal Depletion by Life Stage

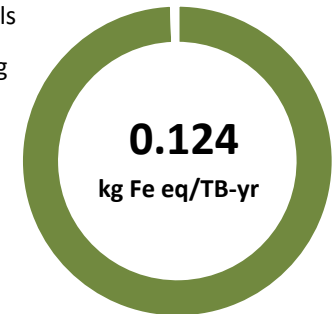
#### Use Phase - Conventional Energy

- 54.9% Bill of Materials
- 0.2% Manufacturing
- 0.0% Packaging
- 0.0% Distribution
- 44.8% Use Phase
- 0.1% End of Life



#### Use Phase - Renewable Energy

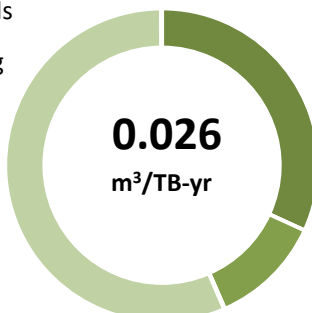
- 99.4% Bill of Materials
- 0.4% Manufacturing
- 0.1% Packaging
- 0.0% Distribution
- 0.0% Use Phase
- 0.1% End of Life



### Water Depletion by Life Stage

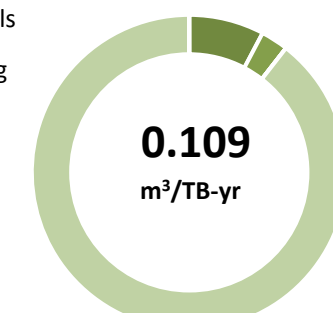
#### Use Phase - Conventional Energy

- 31.8% Bill of Materials
- 11.6% Manufacturing
- 0.1% Packaging
- 0.1% Distribution
- 56.4% Use Phase
- 0.1% End of Life



#### Use Phase - Renewable Energy

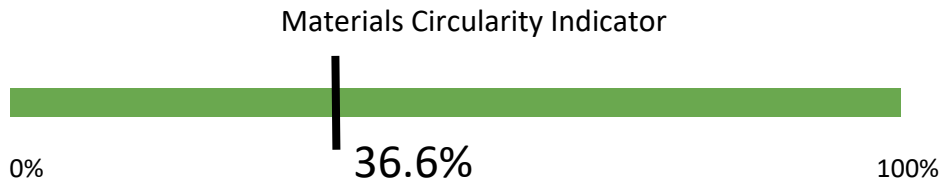
- 7.7% Bill of Materials
- 2.8% Manufacturing
- 0.0% Packaging
- 0.0% Distribution
- 89.4% Use Phase
- 0.0% End of Life



## Materials Efficiency and Circularity

Seagate recognizes the traditional “take, make, dispose” linear approach to business is unsustainable. We measure our progress towards a circular economy with a variety of indicators including material used per TB of storage, use of recycled content, reuse rates, and recycling type and efficiency.

Device Weight - Shipped (g)		Per Unit	Per TB
Drive	Enclosure	443	32
	Media	253	18
	Electronics	20	1
Packaging	Cardboard and paper	55	4
	Other materials	19	1
Total		790	56



Key Circularity Parameters	Per Unit
Estimated Operating Life	5 years
Recycled aluminum content	100% in base plate, world average for other parts
Recycled steel content	World average
Recycled cardboard	100%
Reused content	zero
Recycling rate	25%
Residual disposal	50% incineration/50% landfill
Reuse rate	zero
Recycling efficiency	95%
Recycling collections efficiency	90%

Seagate measures and reports its product sustainability performance on a TB-year basis. Seagate's drives come in different storage sizes and have different estimated useful lives. When referring to drive capacity, one terabyte, or TB, equals one trillion bytes. The TB-year measure combines these factors so that sustainability performance data is comparable across products and that annual impacts are directly reported. Seagate uses the Ecoinvent 3.8 Life Cycle Inventory database.

Seagate’s sustainability assessment tools used to generate the product sustainability analysis have been verified by UL in accordance with ISO 14040, ISO 14044, and the World Resources Institute and World Business Council for Sustainable Development’s GHG Protocol Product Life Cycle Accounting and Reporting Standard.