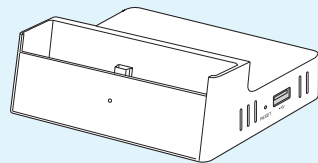
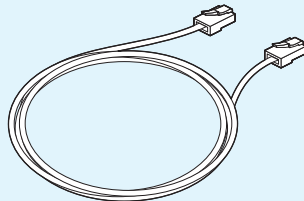


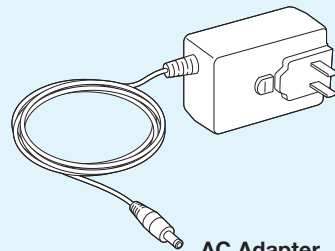
CONTENTS



FreeAgent DockStar™

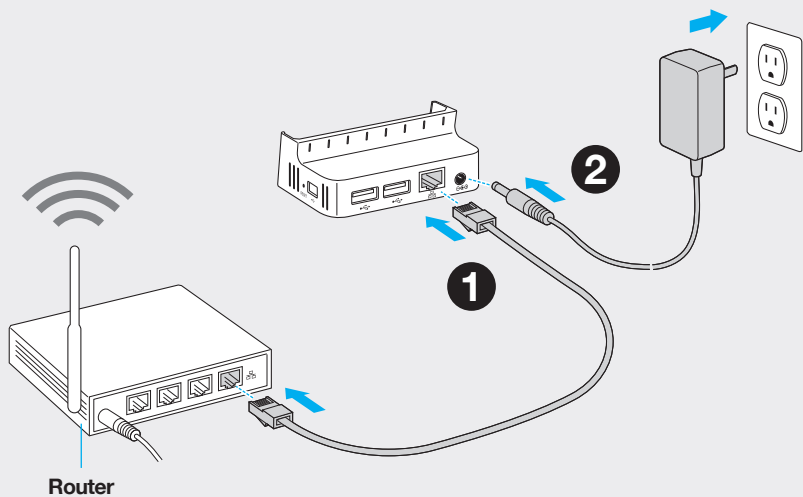


Ethernet Cable

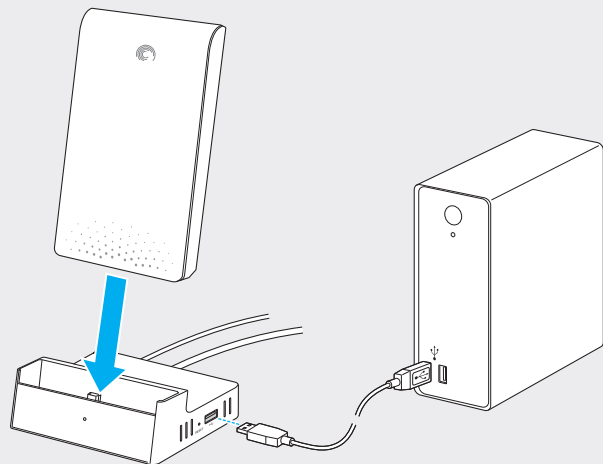


AC Adapter

1 Connect Ethernet and power cables

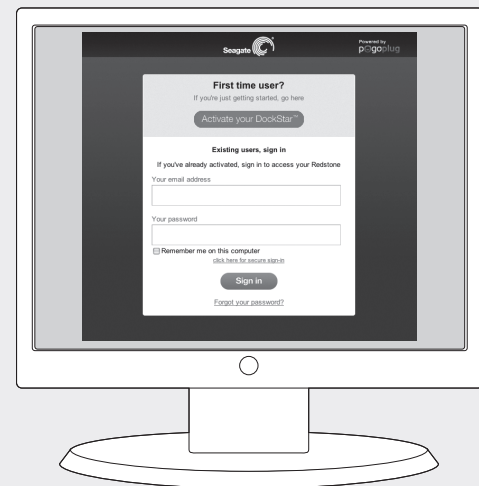


2 Dock a FreeAgent Go™ drive or connect a USB drive to the USB port



FreeAgent Go™ drive not included. Any compatible USB storage device can be connected.

3 Activate



Activate online: www.seagate.com/activatemydockstar

WWW.SEAGATE.COM

Visit us at our Support pages for assistance with:

- **Installation:** Additional instructions and troubleshooting assistance
- **Knowledge Base:** FAQ's, How to use this product
- **Download Center:** Installation software, utilities and diagnostics
- **Warranty Information**
- And all of your other storage needs

Once activation is completed and you are signed in to your account, click the **Help** button for instructions on using the service.

To contact support, visit us at our **Contact Us** page.

NOTE: To protect your data, always follow the safe removal procedures for your operating system when disconnecting your product.

FCC DECLARATION OF CONFORMANCE

This device complies with Part 15 of the FCC Rules. Operation is subject to the following two conditions: (1) this device may not cause harmful interference, and (2) this device must accept any interference received, including interference that may cause undesired operation.

CLASS B

This equipment has been tested and found to comply with the limits for a Class B digital device, pursuant to Part 15 of the FCC Rules. These limits are designed to provide reasonable protection against harmful interference in residential installation.

This equipment generates, uses, and can radiate radio frequency energy and, if not installed and used in accordance with the instructions, may cause harmful interference to radio communications.

However, there is no guarantee that interference will not occur in a particular installation. If this equipment does cause harmful interference to radio or television reception, which can be determined by turning the equipment off and on, the user is encouraged to try to correct the interference by one or more of the following measures:

- Reorient or relocate the receiving antenna.
- Increase the separation between the equipment and receiver.
- Connect the equipment into an outlet on a circuit different from that to which the receiver is connected.
- Consult the dealer or an experienced radio/TV technician for help.

CAUTION: Any changes or modifications made to this equipment may void the user's authority to operate this equipment.



QUICK START GUIDE

FreeAgent DockStar™ NETWORK ADAPTER

© 2009 Seagate Technology LLC. All rights reserved. Seagate, Seagate Technology, the Wave logo, FreeAgent, FreeAgent Go, and FreeAgent DockStar are trademarks or registered trademarks of Seagate Technology LLC, or one of its affiliated companies in the United States and/or other countries. All other trademarks or registered trademarks are the property of their respective owners. Seagate reserves the right to change, without notice, product offerings or specifications.

Seagate Technology LLC
920 Disc Drive
Scotts Valley, CA 95066
U.S.A.

PN: 100579912 07/09

