



# Lyve Cloud with Rubrik

**Deploy Lyve Cloud from Seagate as a new storage target on Rubrik, your trusted data management platform.**

---

## Solution Summary

Enterprises can connect, backup, and tap into large data sets using Lyve™ Cloud with Rubrik. Lyve Cloud with Rubrik's hands-free data management solution allows storage admins to customize autonomous data management service level agreements (SLAs) in a matter of minutes for any sized workload. Efficiently backup to a local Rubrik deployment on premises or instantly replicate and archive to Lyve Cloud from Seagate® to access data at any time. With near-zero recovery time objectives (RTOs), Lyve Cloud with Rubrik gives enterprises the keys to unlock instant recovery in the event of a data disaster. Follow this guide to get started and let Lyve Cloud with Rubrik handle the rest.

## Benefits Summary

- **Cost Efficient:** Lyve Cloud with Rubrik offers a cost-efficient solution to scale to exabyte capacity with no egress fees, S3 API charges, or lock-in. Lyve Cloud's transparent pricing structure allows enterprises to only pay only for the storage they need.
- **Continuous Cloud:** Lyve Cloud with Rubrik allows the freedom to efficiently manage backups and easily scale any S3 workload to Lyve Cloud. With seamless scalability, always-on availability, and high durability, enterprises can access their data from any location at any time.
- **Data Security:** Lyve Cloud with Rubrik provides immutable backups to protect from ransomware and cyber security threats. Data is always available and encrypted. Through the entirety of its lifecycle, data stored in Lyve Cloud is safeguarded in motion and at rest.

The digital demand for data is on the rise. As data migrates to the cloud, enterprises are responsible for protecting their data in the cloud and on premises. Managing hybrid and multicloud environments is time consuming, expensive, and complicated. Without a holistic approach to data management and protection, enterprises lose the value of their data—putting revenue and security at risk. Enterprises require a simple, secure, and cost-predictive backup solution to manage and scale their data without limits.

# Deploying Lyve Cloud with Rubrik

## Deployment Prerequisites

- A configured Lyve Cloud Storage Account
- A configured Rubrik account

## Configuration Overview

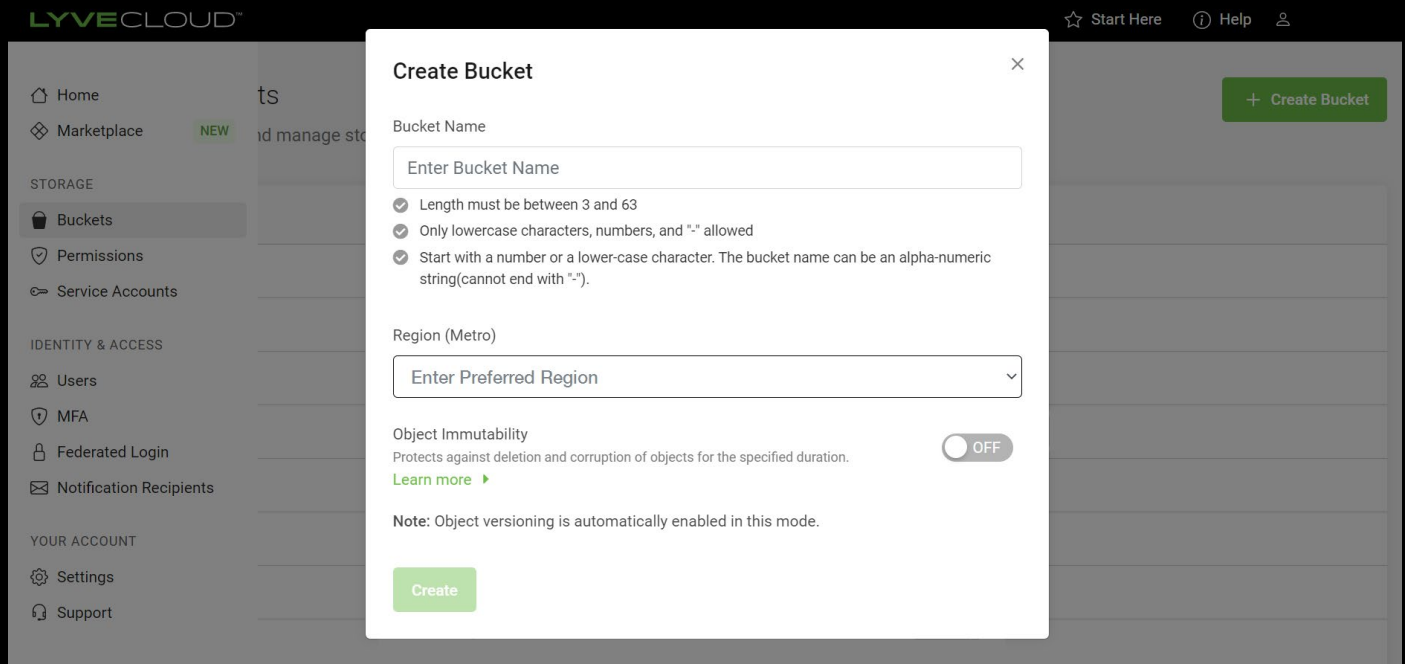
The configuration for Lyve Cloud with Rubrik is divided into two simple tasks.

- **Task 1:** Set up a Lyve Cloud Storage Account. Consult the Lyve Cloud Quick Start Guide for more information.
- **Task 2:** Create a new cloud storage target on Rubrik using information from Lyve Cloud.

## Task 1: Create Lyve Cloud Account

### Step 1: Create Bucket

Go to the “Bucket” section of Lyve Cloud Console and select the “Create Bucket” button.

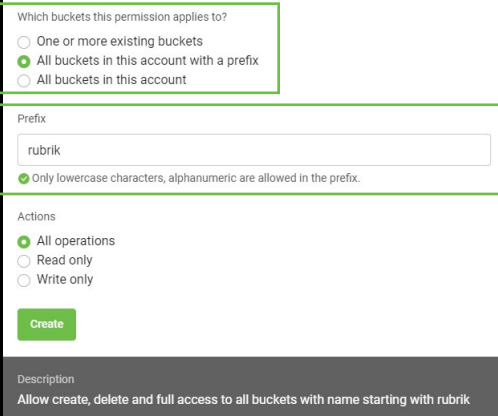


## Step 2: Create Permissions

Go to the “Permissions” section of the Lyve Cloud Console and select the “Create Bucket Permission” button.

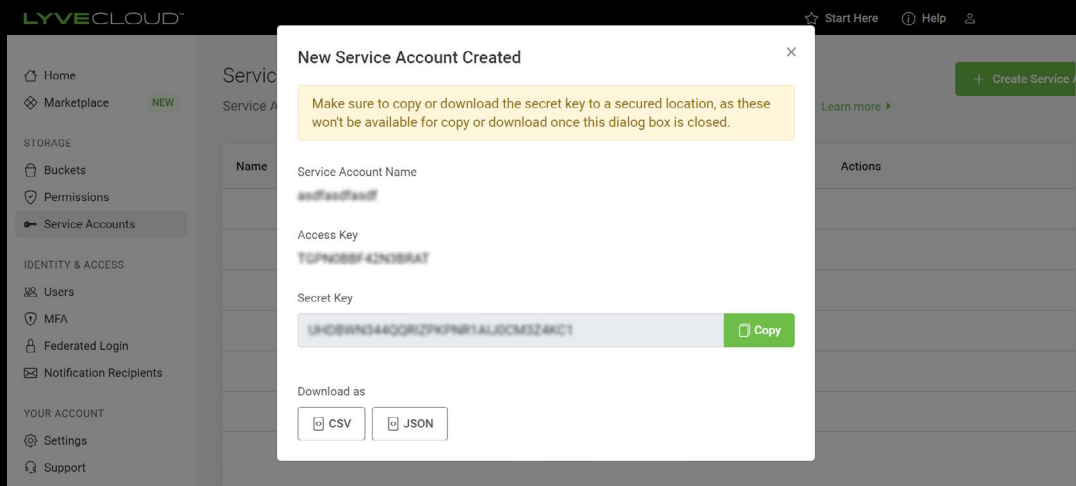
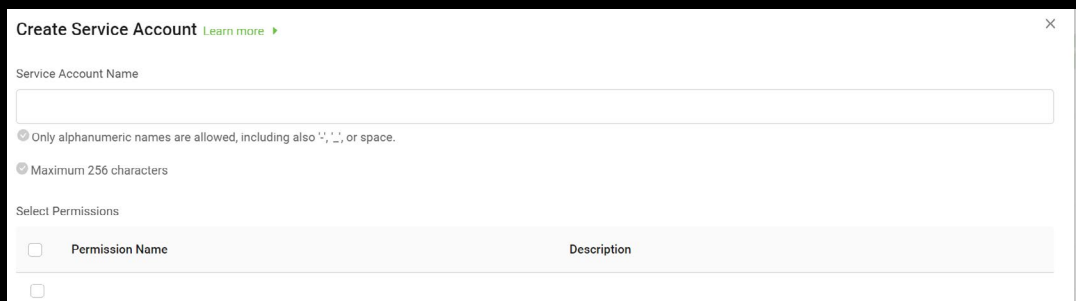
*You must select “All buckets in this account with a prefix.” This will allow Rubrik to create sub-buckets in Lyve Cloud.*

*The prefix must match a minimum of the first two characters of your bucket name.*



## Step 3: Create Service Account

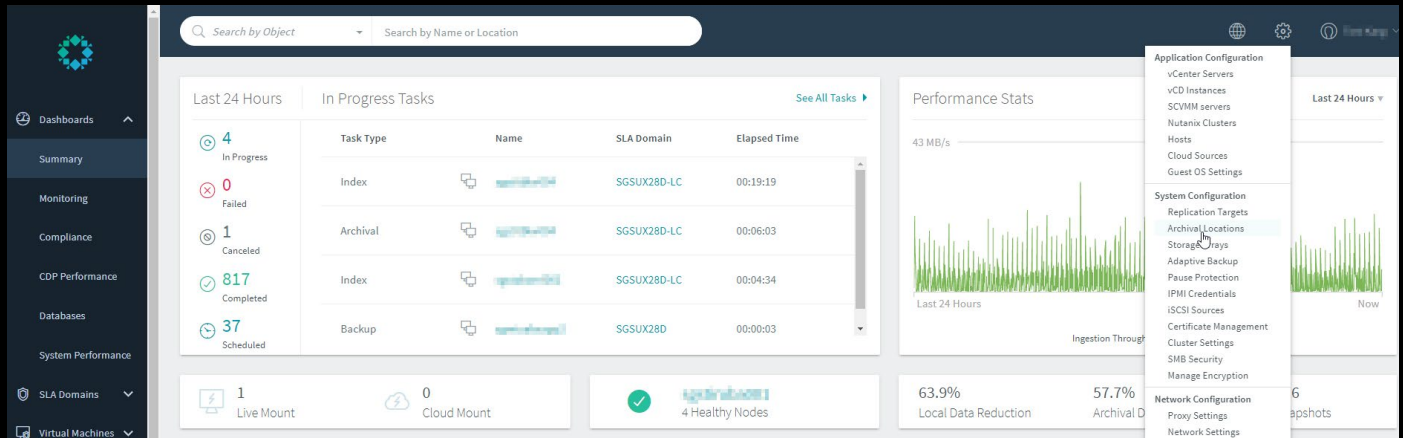
Go to the “Service Accounts” section of the Lyve Cloud Console and select the “Create Service Account” button.

# Task 2: Create a New Cloud Storage Target on Rubrik

Step 1: Create Archival Locations in Rubrik

Select the gear icon of the Rubrik Dashboard and select “Archival Locations” to begin writing to buckets in Lyve Cloud.



Select the “+” button to add a new archival location.

A screenshot of the 'Add Archival Location' configuration form. The form includes fields for 'Archive Type', 'Object Store', 'Object Store Vendor', 'Access Key', 'Secret Key', 'Host Name', 'Bucket Prefix', 'Number of Buckets', and 'Archival Location Name'. The 'Host Name' field is populated with 's3.us-east-1.lyvecloud.seagate.com'. The 'Bucket Prefix' field is highlighted with a green box and contains the text 'rubrikbackup'. The 'Number of Buckets' is set to '2'. The 'Archival Location Name' is 'S3Compatible: rubrikbackup'. There are 'Cancel' and 'Add' buttons at the bottom.

*The Bucket Prefix in Rubrik must match the Bucket Name in Lyve Cloud.*

## Step 2: Create an SLA Domain

Create a new SLA or edit a Rubrik SLA template.

### Edit SLA Domain

1 Set Frequency and Retention — 2 Set Archiving and Replication (Optional) — 3 Review Impact

SLA Domain Name  
Silver

Continuous Data Protection

Service Level Agreement  
Choose how often we take snapshots and the length of time we keep them.

Advanced Frequencies

Take Snapshots:		Keep Snapshots:	
Every (Hours)	12	For (Days)	3
Every (Days)	1	For (Days)	32
Every (Months)	1	For (Months)	12

Cancel Next

Local retention set to 19 days.

### Snapshot Window

Take snapshots from: \_\_\_\_\_ to \_\_\_\_\_

Take first full between: First Opportunity at \_\_\_\_\_

Cancel Next



### Step 3: Set Archiving and Replication Rules

Customize archiving and retention periods on premises or in the cloud.

Edit SLA Domain

1 Set Frequency and Retention — 2 Set Archiving and Replication (Optional) — 3 Review Impact

Retention On Brik

0 10 days 32 days

Archiving

S3Compatible:rubrikbackup  Enable Instant Archive ⓘ

Instant Archive sends policy-based snapshots to the archival location as soon as they are processed and retains them at the archival location for the maximum retention period specified by the associated policy.

Replication


Replication Target

0 1 day 32 days

Replication starts immediately, and snapshots are retained for X days.

+

Cancel Back Next



## Conclusion

Lyve Cloud with Rubrik unlocks Seagate's industry-leading data storage potential with Rubrik's automated and secure data management technology. Providing predictable cloud economics, limitless cloud flexibility, and an always-available archival solution, Lyve Cloud with Rubrik makes data management easy, inexpensive, efficient, and safe for any workload.

## Ready to Learn More?

For more information on Rubrik, visit: [www.rubrik.com](http://www.rubrik.com)

For more information on Lyve Cloud, visit: [www.seagate.com/lyvecloud](http://www.seagate.com/lyvecloud)

seagate.com

© 2022 Seagate Technology LLC. All rights reserved. Seagate, Seagate Technology, and the Spiral logo are registered trademarks of Seagate Technology LLC in the United States and/or other countries. Lyve is either a trademark or registered trademark of Seagate Technology LLC or one of its affiliated companies in the United States and/or other countries. All other trademarks or registered trademarks are the property of their respective owners. Seagate reserves the right to change, without notice, product offerings or specifications. TP739.2-2202US February 2022



SEAGATE